

Sunday, June 6, 2010

- [Home](#)
- [About](#)
- [Contact Me](#)
- [Home Lab](#)
- [NetApp Reference](#)
- [VMware Reference](#)
- [Certification](#)
 - [CCNA](#)



- [Apple](#)
 - [iPad](#)
 - [Mac OSX](#)
- [Backup](#)
- [Certification](#)
- [Delicious Links](#)
- [Featured](#)
- [Home Lab](#)
- [NetApp](#)
 - [ONTAP](#)
 - [SnapManager for Exchange](#)
 - [SnapMirror](#)
- [Networking](#)
- [Uncategorized](#)
- [VMware](#)
 - [Data Recovery](#)
 - [Lab Manager](#)
 - [vSphere](#)

[Posts](#) [Comments](#)

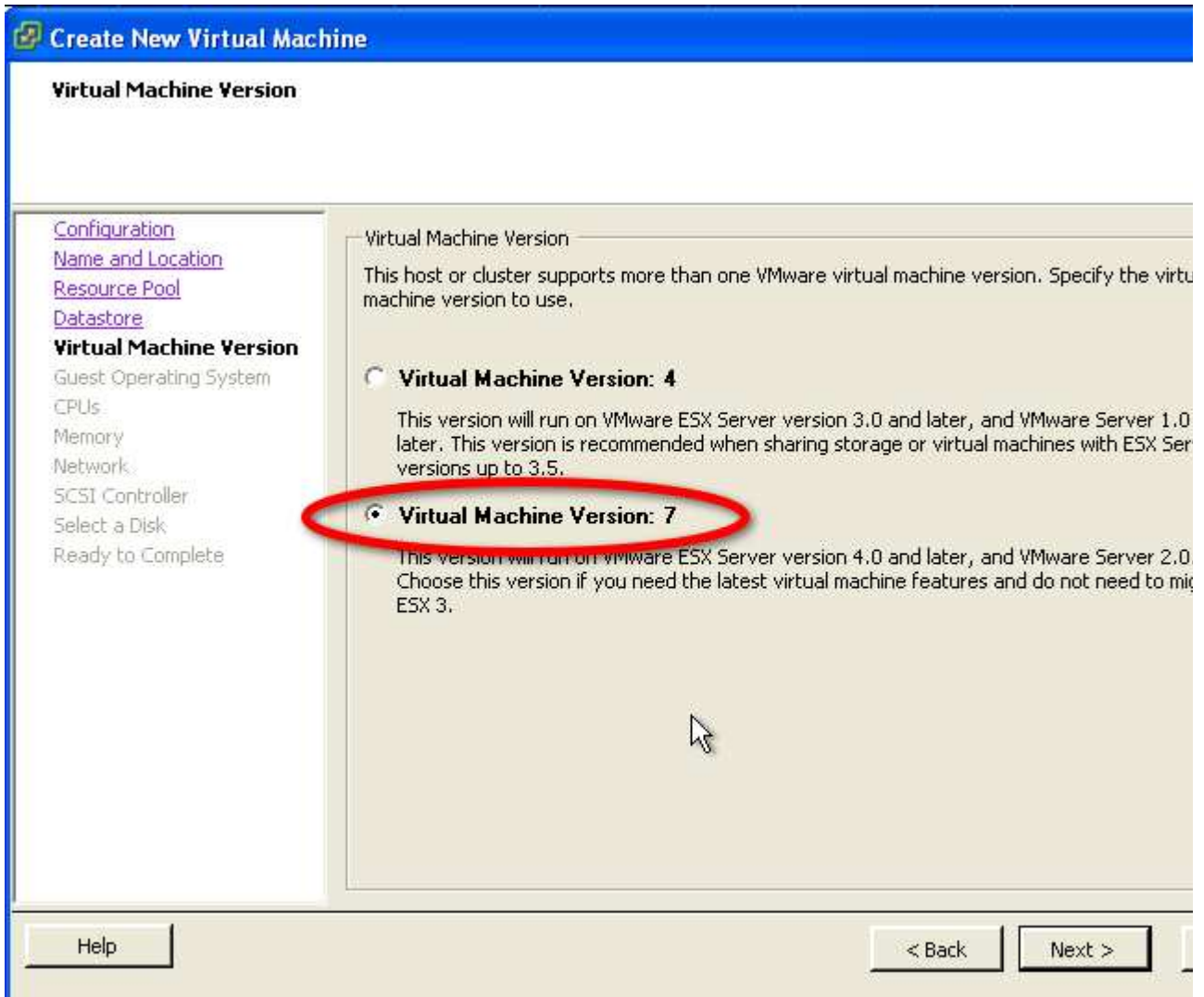
You are here: [Home](#) / [NetApp](#) / Use ONTAP 8.0 7-Mode Simulator on ESX

Use ONTAP 8.0 7-Mode Simulator on ESX

March 12, 2010 by [mike](#) · [0 Comments](#)

If you want to use the ONTAP 8.0 7-mode simulator in ESX the process is actually pretty simple, personally I wish NetApp would just offer an OVF format for the simulator but anyways...

Create a new VM in the vSphere Client and select Custom, assign a name to the VM, a resource group and select the datastore to place the VM files on. Then you will be at the Virtual Machine Version screen.



Select Virtual Machine Version 7 and click *Next*

Create New Virtual Machine

Guest Operating System Virtual Mach

Specify the guest operating system to use with this virtual machine

[Configuration](#)
[Name and Location](#)
[Resource Pool](#)
[Datastore](#)
[Virtual Machine Version](#)
Guest Operating System
CPUs
Memory
Network
SCSI Controller
Select a Disk
Ready to Complete

Guest Operating System:

Microsoft Windows

Linux

Novell NetWare

Solaris

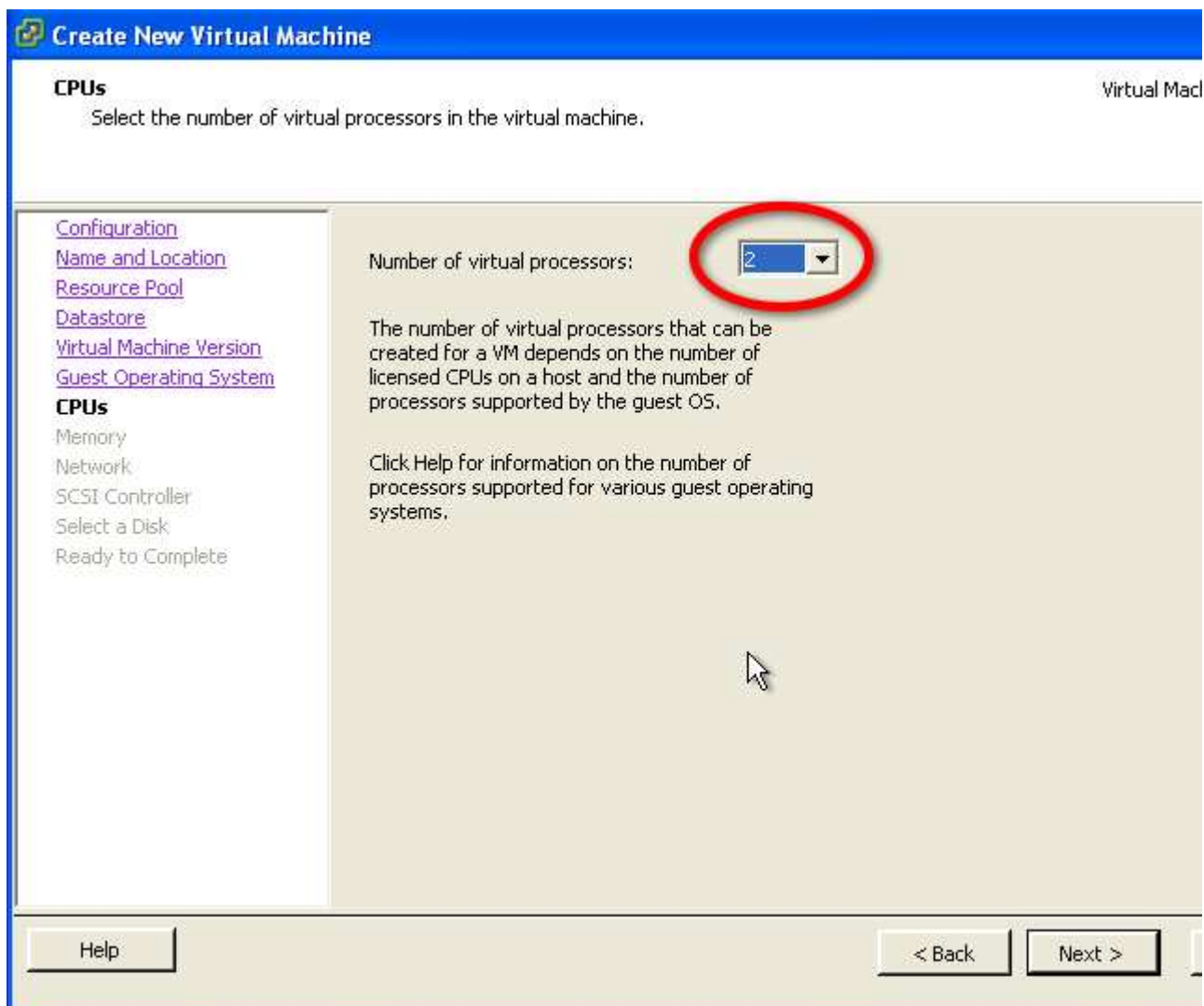
Other

Version:

FreeBSD (64-bit)

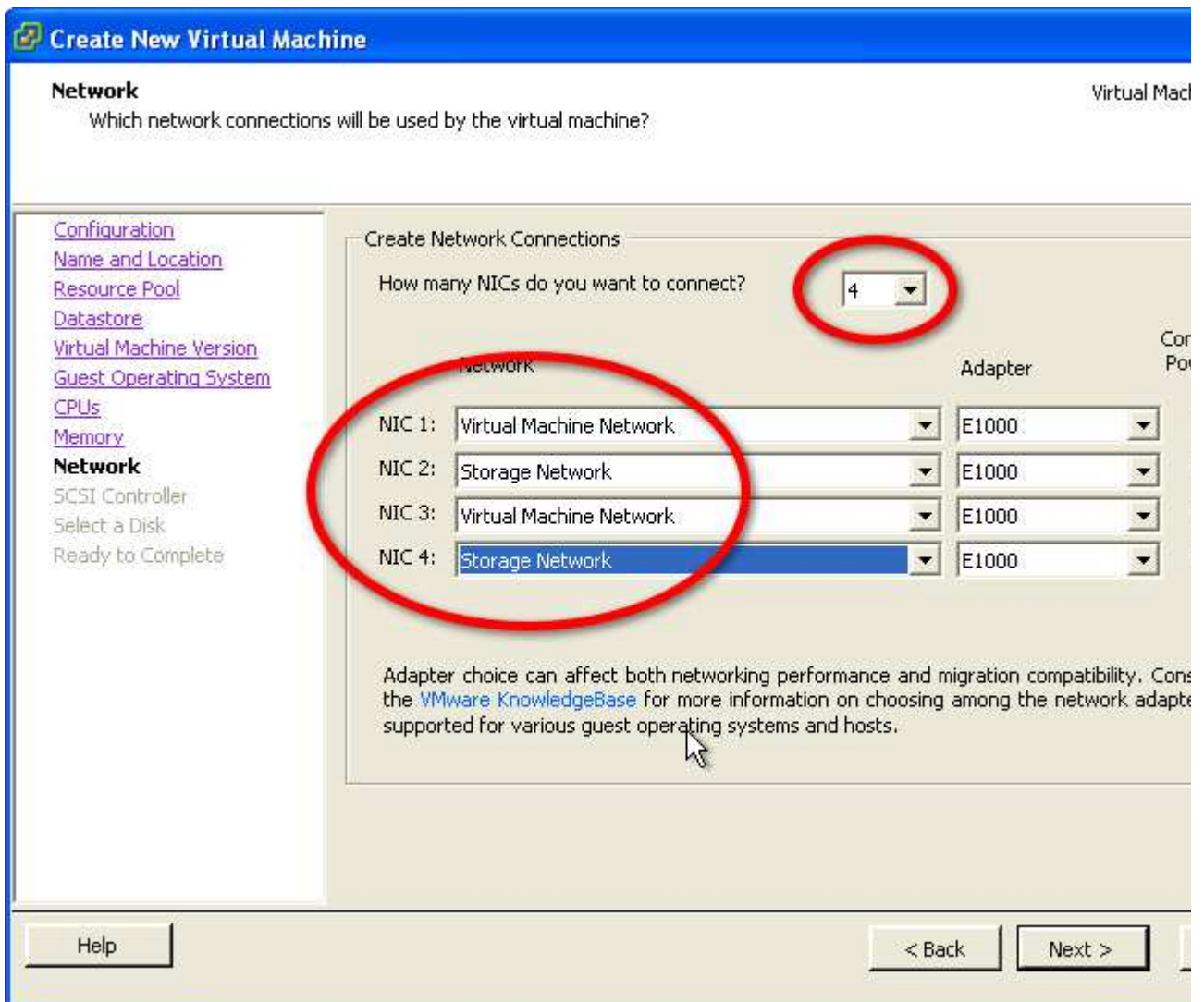
Identifying the guest operating system here allows the wizard to provide the appropriate default the operating system installation.

Select Other and choose FreeBSD 64bit from the drop down and click *Next*



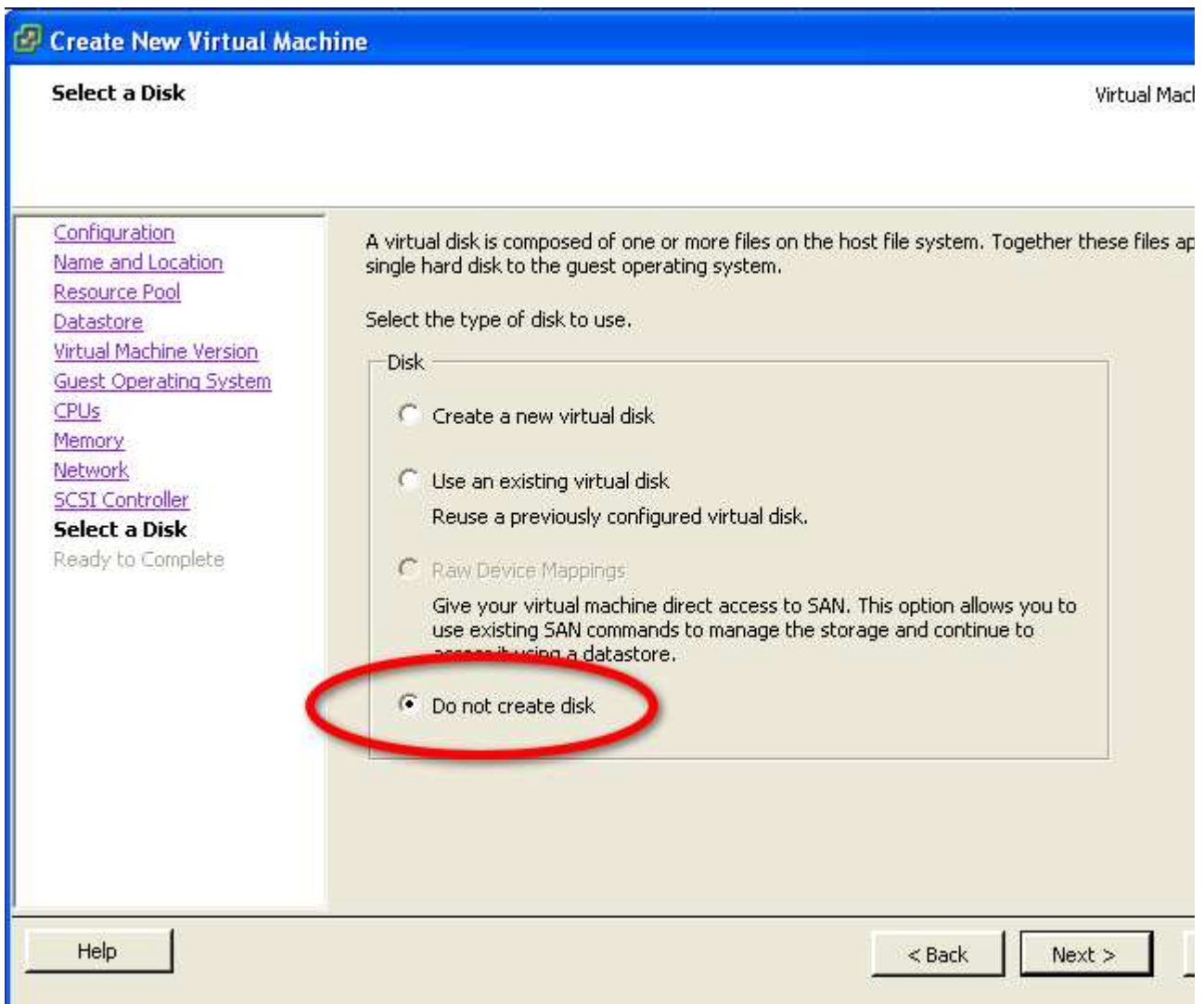
Select 2 Virtual CPUs and click *Next*

Assign 2 GB RAM and click *Next*



Chose 4 NICs, in my case I placed the 1st and 3rd NIC on my VM network and the 2nd and 4th NIC on the Storage Network. Click *Next*

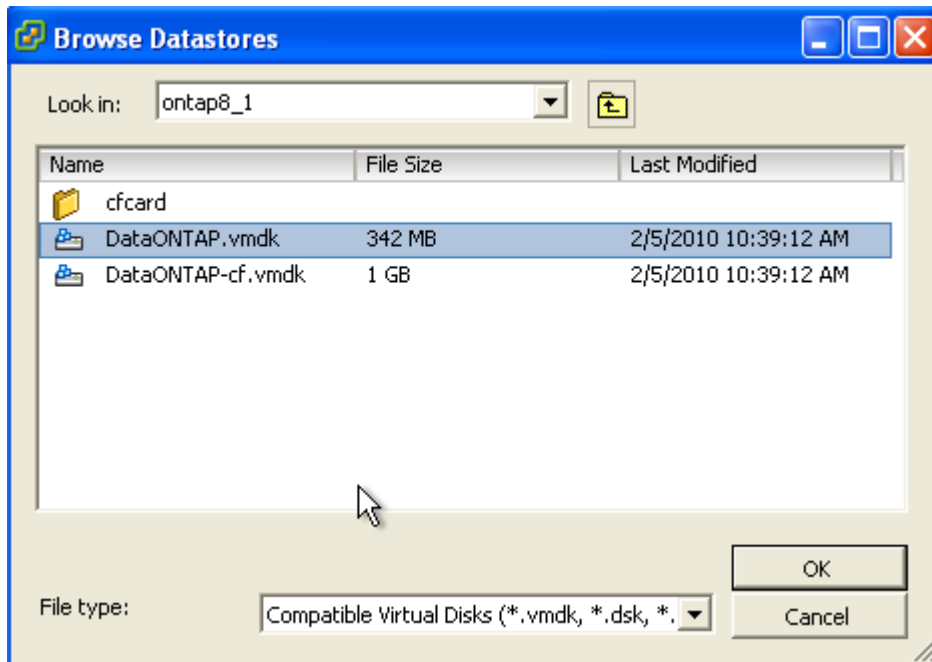
Leave the default on SCSI controller and click *Next*



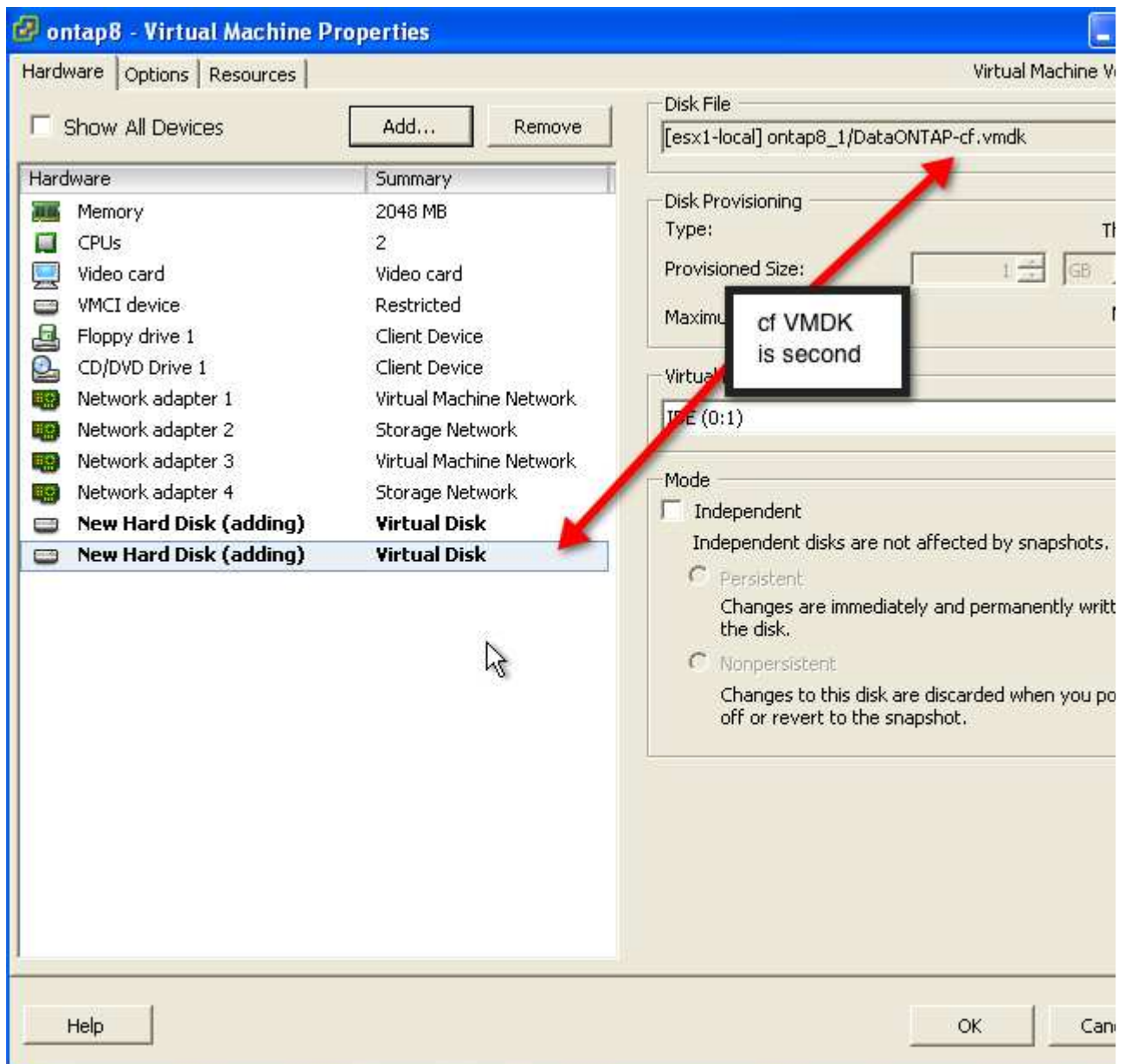
Select ***Do Not Create Disk*** and click ***Next***

Click Finish

Now you need to copy the .vmdk files(including the cf card folder) from the ZIP into the directory you created the FreeBSD VM. After you do that go into the VM properties and add hard disk choosing ***Use an Existing Virtual Disk***. Browse to the VM location.

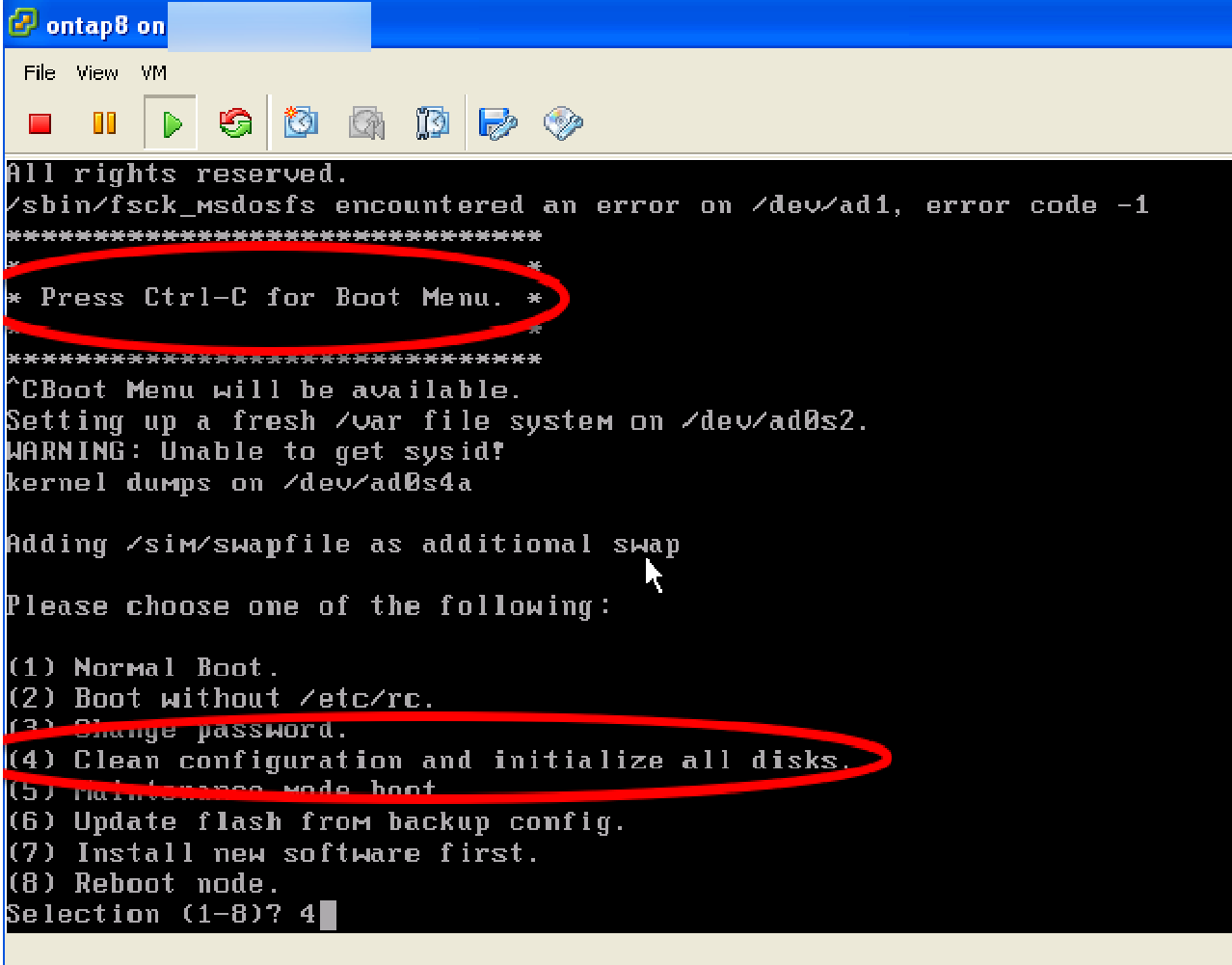


The first disk you want to add is the larger of the two with 'cf' in the name, after you add this disk add the other disk as well (I used default options for IDE controller etc).



That's all there is to it, from this point you can follow the manual to setup the simulator.

After you power it on press *ctrl-c* and then select *option 4*.



```
ontap8 on
File View VM
All rights reserved.
/sbin/fsck_msdosfs encountered an error on /dev/ad1, error code -1
*****
* Press Ctrl-C for Boot Menu. *
*****
^CBoot Menu will be available.
Setting up a fresh /var file system on /dev/ad0s2.
WARNING: Unable to get sysid!
kernel dumps on /dev/ad0s4a

Adding /sim/swapfile as additional swap

Please choose one of the following:

(1) Normal Boot.
(2) Boot without /etc/rc.
(3) Change password.
(4) Clean configuration and initialize all disks.
(5) Maintenance mode boot
(6) Update flash from backup config.
(7) Install new software first.
(8) Reboot node.
Selection (1-8)? 4
```

Popularity: 100% [?]

Related posts:

1. [ONTAP 8.0 simulator now available](#) The NetApp NOW site has the ONTAP 8.0 simulator available,...
2. [NetApp 64 bit Aggregates in ONTAP 8.0](#) Some notes from some ONTAP 8 training I went to:...
3. [Using Compression with SnapMirror transfers in ONTAP 7.3.2](#) One of the new features in Data ONTAP 7.3.2 is...

Related posts brought to you by [Yet Another Related Posts Plugin](#).

Filed under [NetApp](#), [ONTAP](#) · Tagged with [NetApp](#), [netapp simulator](#), [ONTAP 8.0](#)

[CCNA/CCENT training](#)

5 dgn ICND1 klassikaal met praktijk altijd de voordeligste prijs

[Storage Management BV](#)

Data -Centralisatie -Virtualisatie
Equalogic,Netapp,Bakbone,VMware,Xen

Ads by Google

Add New Comment

You are commenting as a [Guest](#). Optional: Login below.

Type your comment here.

Name

Website (Optional)

Email

Subscribe to all comments by email

Post as Guest

Showing 1 comments

Sort by Popular now  [Subscribe by email](#) [Subscribe by RSS](#)



cyril vieville 1 month ago

Hi Mike,

I'm customer at IBM administrating 3 N3600 but unfortunately as you know Netapp Policy is stupid. When you buy the Nseries (Netapp products under IBM brand) you don't have the right to have the simulator. I'm looking for the 7.3.2 or 8 Data Ontap simulator (preferably 7.3.2). Could you help me please because i need to do some tests without destroying the production environment. Thank you Mike

Like

Reply

Trackback URL

[blog comments powered by DISQUS](#)

• Links



• [My Recent Tweets](#)

- [@rickschlander](#) watched it the other day, was pretty funny how serious they take it www.twitter.com/mtellin 21 hours ago
- New blog post: links for 2010-06-05 <http://bit.ly/ar6cZr> www.twitter.com/mtellin 22 hours ago
- [@syntax2600](#) no prob, looks like tonights is from when Palin was there www.twitter.com/mtellin 2010/06/04

- [@syntax2600](#) TLC network and a new one on at 9pm, the parts I saw before were just silly enough to make it worth watching www.twitter.com/mtellin 2010/06/04
- There is a reality show for Mall of America cops, not sure what's worse: that the show exists or that I'm watching it www.twitter.com/mtellin 2010/06/03



• [My del.icio.us Links](#)

- [VMware Infrastructure Management](#) 22 hours ago
- [Solution for "500 Internal Server Error" After Installing Some Plugins | MasterMind Blogger](#) 2010/02/04
- [HOWTO - Benchmark an iSCSI target \(and any block target, including within VMs living in NFS datastores\) - Virtual Geek](#) 2010/02/02
- [Building a 20TB ZFS file server – Part 2: Hardware Selection « StringLiterals.com](#) 2010/02/02
- [Designing Secure Multi-Tenancy into Virtualized Data Centers \[Data Center Designs: Network Virtualization\] - Cisco Systems](#) 2010/01/26



• [My Popular Posts](#)

- [Use ONTAP 8.0 7-Mode Simulator on ESX](#)
- [NetApp 64 bit Aggregates in ONTAP 8.0](#)
- [option lun.partner unreachable.default-partner.behavior: Value must be 'drop', 'error', or 'start' logged periodically to the console](#)
- [Using Compression with SnapMirror transfers in ONTAP 7.3.2](#)
- [Mac: Create ISO from VIDEO_TS folders](#)

• Advertisement

Ads by Google

[CCNA Wireless Training](#)

€880 for 6 days
includes Official
course, exam, hotel,
meals & more
www.koenig-solutions.co

[Free CCNA Download \(PDF\)](#)

Fast Facts You Must
Know To Pass. Get It
Now! Free Instant
Download.
www.PreLogic.com

• Archives

- [June 2010](#) (2)
- [May 2010](#) (6)
- [March 2010](#) (1)
- [February 2010](#) (5)
- [January 2010](#) (4)
- [December 2009](#) (1)
- [November 2009](#) (3)


- [October 2009](#) (1)
- [September 2009](#) (1)
- [July 2009](#) (1)
- [February 2009](#) (1)
- [July 2008](#) (1)
- [April 2008](#) (2)
- [March 2008](#) (1)
- [January 2008](#) (4)
- [December 2007](#) (1)
- [November 2007](#) (4)
- [October 2007](#) (1)
- [September 2007](#) (4)
- [July 2007](#) (1)
- [June 2007](#) (1)
- [December 2006](#) (1)
- [August 2006](#) (6)
- [July 2006](#) (3)
- [June 2006](#) (4)

- **Now Reading**

Planned books:


- [I/O Consolidation in the Data Center](#) by Silvano Gai, Claudio DeSanti
- [Secrets of Question Based Selling: How the Most Powerful Tool in Business Can Double Your Sales Resu](#) by Thomas Freese

Current books:




◦

Linchpin: Are You Indispensable? by Seth Godin



◦

Confessions of a Public Speaker by Scott Berkun



- **Presentation Zen: Simple Ideas on Presentation Design and Delivery** by Garr Reynolds



- **CCNA Portable Command Guide (2nd Edition)** by Scott Empson

Recent books:

- [CCNA: Cisco Certified Network Associate Study Guide: Exam 640-802](#) by Todd Lammle
- [Tribes: We Need You to Lead Us](#) by Seth Godin
- [Mastering VMware vSphere 4 \(Computer/Tech\)](#) by Scott Lowe
- [VMware Infrastructure 3: Advanced Technical Design Guide and Advanced Operations Guide \(No. 3\)](#) by Scott Herold, Ron Oglesby, Mike Laverick
- [VMware ESX Server: Advanced Technical Design Guide \(Advanced Technical Design Guide series\)](#) by Ron Oglesby, Scott Herold

[View full Library](#)

• Login

- [Register](#)
- [Log in](#)
- [Entries RSS](#)
- [Comments RSS](#)
- [WordPress.org](#)

Copyright © 2010 · All Rights Reserved · [News theme](#) by [StudioPress](#) · Powered by [WordPress](#) · [Log in](#)